

ENERIUM 30


Simple, high-performance
power monitor

Designed for general-purpose
applications

Quick programming

Intuitive navigation

RS485 communication



Main LV switchboard



Industry



Sub-metering panels



Building management

Measurement functions

4-quadrant power monitor - LV/MV networks - 1P+N, 3P, 3P+N

Total and partial energy indices:

Ea import & export, Eq 4Q, Es import & export

Instantaneous values: V, U, I, In, P*, Pt, Q*, Qt, S*, St, PF, Pft, Tanφt, F, THD V, U, I, In

Average values*: V, U, I, In, Pt, Qt, St, Pft, Tanφt, THD V, U, I, In

Max. values: V, U, I, In, Pt, Qt, St, F

Min. values: Pt, St

Hour meters: installation operating time and duration of power monitor use

Relay output (on-off):

. Ea import & export pulse mode, Eq 4Q, Es import & export

. Alarm mode on 1s quantities: V, U, I, In, Pt, Qt, St, Pft, F, Tanφt

* Products with RS485 communication

Specifications

AC voltage inputs

Primary VT: 100 V to 220 kV – Secondary VT: 100 V to 480 V

Measurement range: 5...130 % Un 50/60 Hz (Un = 100 / 400 V)

Overload: 130 % of 400 V (permanent) – 800 V (24 hrs)

AC current inputs

Primary CT: 1 A to 25,000 A – Secondary CT: 1 A or 5 A

Measurement range: 1 % In...130 % In (In = 5 A)

Transient overload: 250 A (1 s) – Permanent overload – 6.5 A

Measurement accuracy

Active power and energy: Class 1 (IEC61557-12 & IEC62053-21)

Reactive power and energy: Class 2 (IEC61557-12 & IEC62053-23)

Apparent power and energy: 1% (IEC61557-12)

Voltage: 0.5% – Current: 0.5% – Frequency: ± 0.1% (IEC61557-12)

Power factor: ± 0.05 counts (IEC61557-12)

RS485 output

Protocol: Modbus RTU mode or ASCII

Speed: 2,400...115,200 bauds

Auxiliary power supply

230... 400 Vac ± 20 % 50/60 Hz

Consumption: < 10 VA

On-Off output

Type: static relay (IEC 62053-31)


Operating voltage: 33 Vac / 70 Vdc

Max. current: 100 mA

Dimensions (W x H x D): 96 x 96 x 55 mm

Accessories

DIN-rail mounting kit



P01330830

CT short-circuiting switch



PRTC 1001

Current transformers

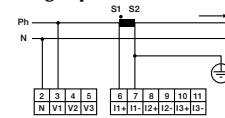
Model	TCR 21	TCR 21	TCR 21	TCR 31	TCR 31	TCR 51	TCR 51	TCR 61	TCR 61	TCR 61
Primary (A) *	50	100	150	200	250	300	400	600	800	1000
Secondary (A) **	5	5	5	5	5	5	5	5	5	5
Accuracy (%)	Cl 3	Cl 1	Cl 1	Cl 1	Cl 1	Cl 1	Cl 1	Cl 1	Cl 1	Cl 1
Power (VA)	3	2.5	3.5	3	3.75	7.5	7.5	15	20	20
a (mm)	70	70	70	70	70	80.5	80.5	102	102	102
b (mm)	58	58	58	58	58	64	64	84.5	84.5	84.5
c (mm)	49	49	49	49	49	60.5	60.5	76	76	76
Cable diam. (mm)	20	20	20	22	22	28	28	44	44	44
Busbars (mm)	15 x 10 20 x 10 25 x 5	15 x 10 20 x 10 25 x 5	15 x 10 20 x 10 25 x 5	20 x 12 25 x 11 30 x 10	20 x 12 25 x 11 30 x 10	20 x 25 30 x 15 40 x 10	20 x 25 30 x 15 40 x 10	50 x 30 60 x 12	50 x 30 60 x 12	50 x 30 60 x 12
Reference	19202319B	19202325B	19202328B	19202430B	19202431B	19203433B	19203435B	19204738B	19204741B	19204742B

* For intermediate calibres and ratio > 1000 A, please contact us.

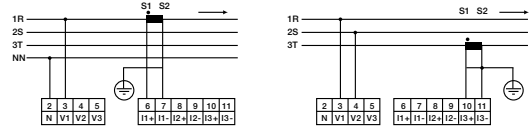
** For 1 A secondary, please contact us.

Electrical connections

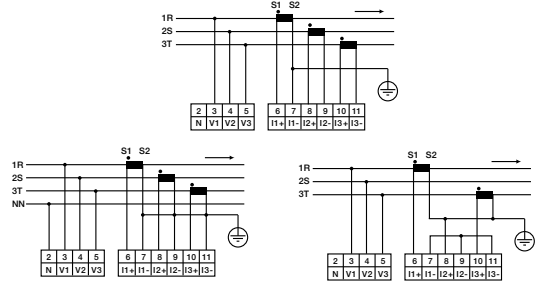
Single-phase networks



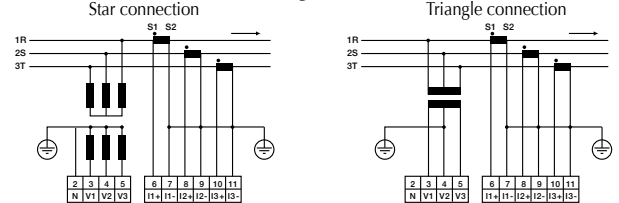
3 or 4-wire LV balanced networks



3 or 4-wire LV unbalanced networks



HV/MV network voltage transformer connection



To order

Enerium 30
 ● on-off output ● RS485 com
P01330824

Enerium 30
 ● RS485 com
P01330823

Enerium 30
 ● on-off output
P01330822

Enerium 30
 basic model
P01330821

FRANCE

Enerdis
 16, rue Georges Besse - Silic 44
 92182 ANTONY Cedex
 Tel: +33 1 75 60 10 30
 Fax: +33 1 46 66 62 49
 export@enerdis.fr
 www.enerdis.com

UNITED KINGDOM

Chauvin Arnoux Ltd
 Nelson Ct, Flagship Sq, Shaw Cross Business Pk
 Dewsbury, West Yorkshire - WF12 7TH
 Tel: +44 1924 460 494
 Fax: +44 1924 455 328
 info@chauvin-arnoux.co.uk
 www.chauvin-arnoux.com

MIDDLE EAST

Chauvin Arnoux Middle East
 P.O. BOX 60-154
 1241 2020 JAL EL DIB - LEBANON
 Tel: +961 1 890 425
 Fax: +961 1 890 424
 camie@chauvin-arnoux.com
 www.chauvin-arnoux.com

